

Signify Classified - Internal
Cooper Lighting Solutions Photometric Lab
1121 Highway 74 South
Peachtree City, GA 30269



Scaled data based on original data using
LM-79-08 Approved Method: Electrical and Photometric Measurements of Solid-
State Lighting Products

Test Report Prepared for
Cooper Lighting Solutions
(formerly Eaton)

Brand: INVUE

Report Number: P868410

Luminaire Tested: **EMM2-HTN-SA1A-722-U-T2R-HSS**

Issue Date: 08/22/2024



Test Information

Test Method: LM-79-08
Report Number: P868410
Test Lab: INNOVATION CENTER(G3)
Issue Date: 08/22/2024
Manufacturer: COOPER LIGHTING SOLUTIONS (FORMERLY EATON)
Product Line: INVUE
Catalog Number: EMM2-HTN-SA1A-722-U-T2R-HSS
Description: EPIC MODERN TALL HOUSING DISCRETE LED ARRAYS 40W 70CRI 2200K
FIXTURE w/ TYPE II ROADWAY DISTRIBUTION OPTIC AND HOUSE SIDE SHIELD
Light Source: (10) 2200K CCT, 70 CRI LEDs
Ballast/Driver: ELECTRONIC DRIVER

Summary

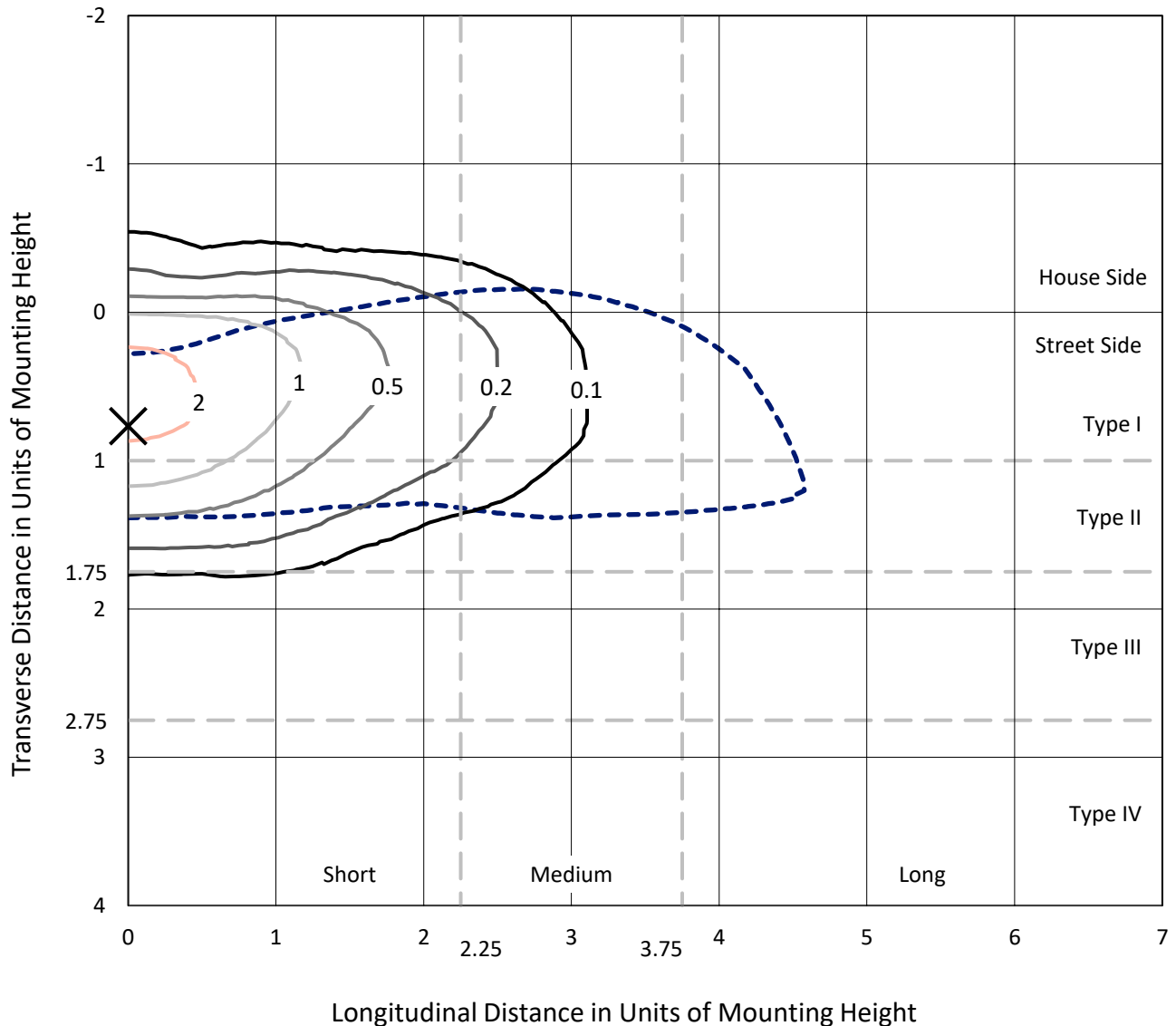
Lumens per Lamp: N/A
Luminaire Lumens: 3045.9 lumens
Efficiency: N/A
Efficacy: 92.9 lumens/watt
Luminous Opening: Rectangular (W 0.33' x L: 0.33' x H: 0')
IES Classification: Type II - Short
BUG Rating: B1 - U0 - G1

Input Watts (W): 32.8
Input Voltage (V): 120
Input Current (A_{in}): NR
Voltage Rise (V): NR
Power Factor: 0.99
Total Harmonic Distortion (THDi): 9.76%
Frequency (hertz): 60
Stabilization Time: NR
Operation Time: NR
Ambient Temperature (°C): NR
Test Distance: 24 FT

REPORT NUMBER: P868410
 CATALOG NUMBER: EMM2-HTN-SA1A-722-U-T2R-HSS

Iso-Footcandle Lines of Horizontal Illumination

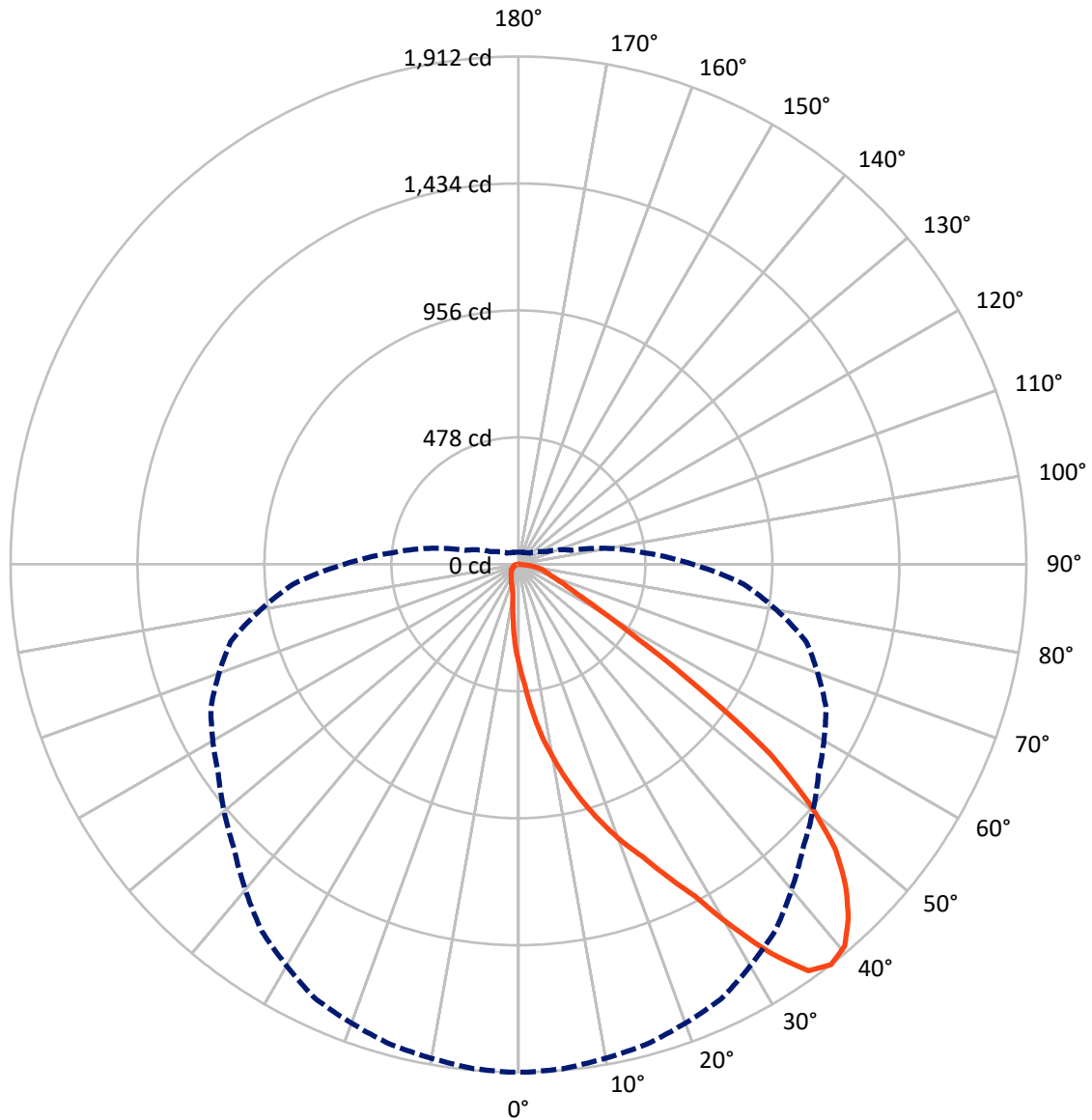
× Max cd
 - - - 1/2 Max cd



Based on 20 foot mounting height. Maximum calculated value = 2.6 fc
 Type II - Short - N/A

REPORT NUMBER: P868410
CATALOG NUMBER: EMM2-HTN-SA1A-722-U-T2R-HSS

Luminous Intensity Polar Plot



— Vertical Plane Through 0-Deg Lateral - - - Horizontal Cone Through 37.5-Deg Vertical

REPORT NUMBER: P868410

CATALOG NUMBER: EMM2-HTN-SA1A-722-U-T2R-HSS

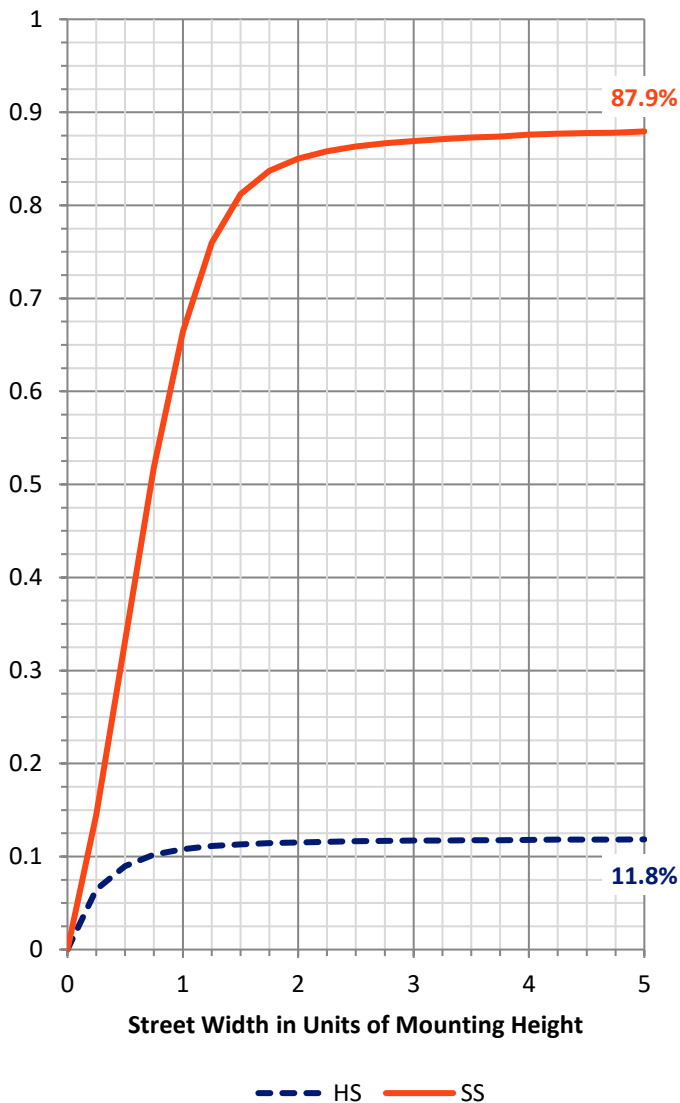
FLUX DISTRIBUTION:

		Downward	Upward	Total
House Side	Lumens	363.3	0.0	363.3
	% Fixture	11.9	0.0	11.9
Street Side	Lumens	2682.6	0.0	2682.6
	% Fixture	88.1	0.0	88.1
Total	Lumens	3045.9	0.0	3045.9
	% Fixture	100.0	0.0	100.0

ZONAL LUMENS:

Zone	Lumens	% Fixture
0°-10°	37.9	1.2
10°-20°	132.4	4.3
20°-30°	273.1	9.0
30°-40°	480.5	15.8
40°-50°	652.4	21.4
50°-60°	646.4	21.2
60°-70°	497.7	16.3
70°-80°	288.8	9.5
80°-90°	36.8	1.2
90°-100°	0.0	0.0
100°-110°	0.0	0.0
110°-120°	0.0	0.0
120°-130°	0.0	0.0
130°-140°	0.0	0.0
140°-150°	0.0	0.0
150°-160°	0.0	0.0
160°-170°	0.0	0.0
170°-180°	0.0	0.0
0°-90°	3045.9	100.0
0°-180°	3045.9	100.0

Coefficient of Utilization



REPORT NUMBER: P868410

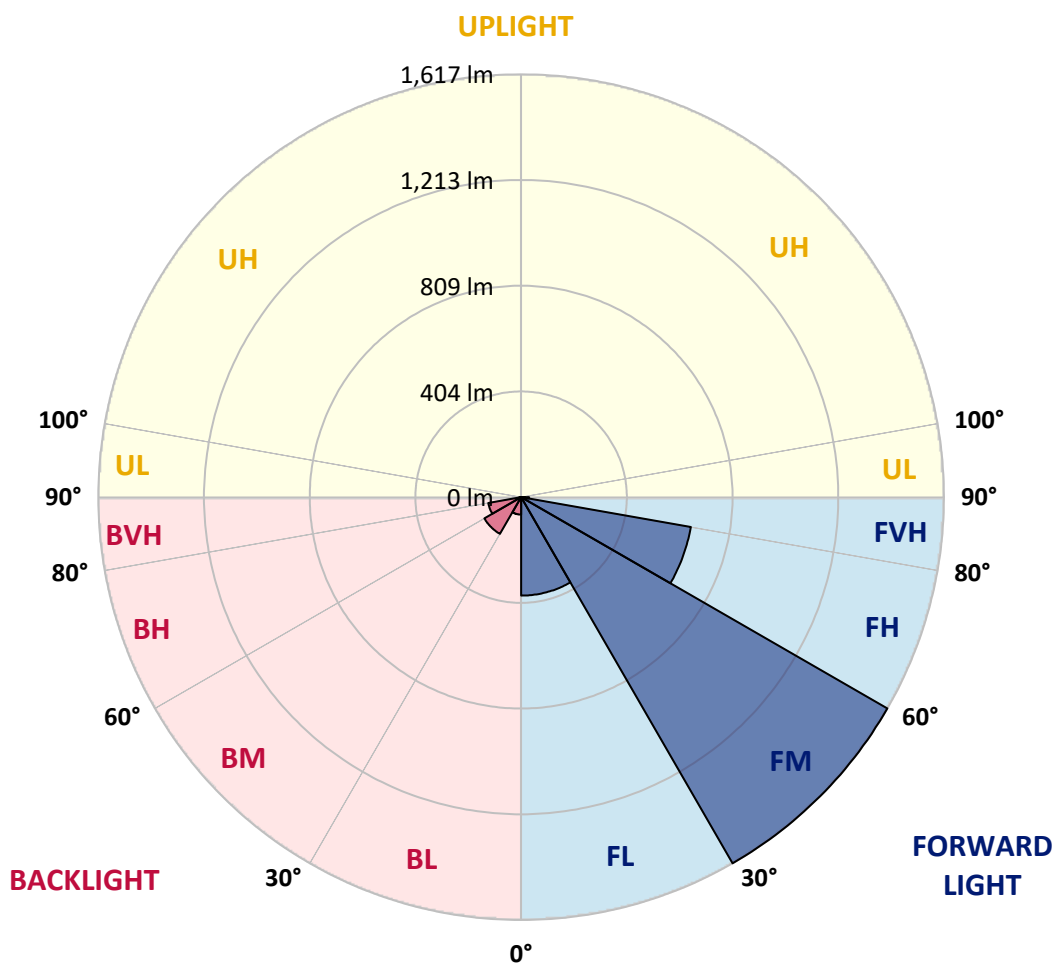
CATALOG NUMBER: EMM2-HTN-SA1A-722-U-T2R-HSS

LUMINAIRE CLASSIFICATION SYSTEM LUMEN TABLE AND BUG RATING:

Zone	Lumens	% Fixture	Zone Rating/Lumen Limit		
			B	U	G
FL (0°-30°)	376.5	12.4			
FM (30°-60°)	1617.1	53.1			
FH (60°-80°)	659.0	21.6			G0/660
FVH (80°-90°)	30.0	1.0			G1/100
BL (0°-30°)	66.8	2.2	B0/110		
BM (30°-60°)	162.3	5.3	B0/220		
BH (60°-80°)	127.5	4.2	B1/500		G1/500
BVH (80°-90°)	6.8	0.2			G0/10
UL (90°-100°)	0.0	0.0		U0/0	
UH (100°-180°)	0.0	0.0		U0/0	

BUG Rating: B1-U0-G1

Type II Short





REPORT NUMBER: P868410

CATALOG NUMBER: EMM2-HTN-SA1A-722-U-T2R-HSS

CANDELA DISTRIBUTION (FULL):

	0°	1°	5°	15°	25°	35°	45°	55°	65°	75°	85°
0°	377.4	377.4	377.4	377.4	377.4	377.4	377.4	377.4	377.4	377.4	377.4
2.5°	454.8	461.6	456.5	452.2	446.3	440.3	431.8	422.5	410.6	396.1	383.4
5°	557.6	561.0	559.3	556.8	538.1	520.2	502.4	480.3	449.7	422.5	393.6
7.5°	660.5	658.8	654.5	646.9	629.9	609.5	577.2	540.6	497.3	449.7	404.6
10°	750.6	753.1	749.7	737.8	716.6	688.5	649.4	607.8	549.1	482.8	419.9
12.5°	844.9	846.6	846.6	821.1	806.7	763.3	721.7	665.6	600.1	523.6	437.8
15°	937.6	934.2	934.2	917.2	891.7	843.2	796.5	728.5	654.5	561.9	458.2
17.5°	1026.0	1027.7	1020.1	1001.4	976.7	930.0	872.1	797.3	708.1	607.8	479.4
20°	1113.6	1108.5	1105.1	1086.4	1060.0	1004.8	949.5	864.5	771.0	659.6	509.2
22.5°	1195.2	1197.7	1189.2	1159.5	1134.8	1084.7	1021.8	943.6	837.3	711.5	541.5
25°	1300.6	1292.1	1299.7	1264.0	1225.8	1166.3	1094.9	1017.5	909.6	775.2	581.4
27.5°	1412.8	1417.9	1413.6	1374.5	1322.7	1242.8	1168.0	1085.5	982.7	835.6	626.5
30°	1580.2	1577.7	1578.5	1519.9	1434.0	1338.8	1247.0	1156.9	1055.8	909.6	679.2
32.5°	1746.0	1755.3	1732.4	1680.5	1581.9	1438.3	1326.1	1225.8	1126.3	973.3	732.7
35°	1879.5	1876.9	1867.6	1809.8	1712.0	1572.6	1416.2	1302.3	1201.1	1051.5	792.2
37.5°	1911.8	1911.8	1905.8	1870.1	1805.5	1684.8	1513.9	1378.8	1277.6	1121.2	850.0
40°	1890.5	1886.3	1882.9	1859.1	1824.2	1752.8	1616.8	1457.8	1359.2	1211.3	913.8
42.5°	1820.8	1821.7	1817.4	1803.8	1785.1	1757.9	1680.5	1542.0	1439.1	1296.3	976.7
45°	1727.3	1729.0	1723.9	1722.2	1712.8	1712.8	1695.0	1608.3	1514.8	1383.0	1045.6
47.5°	1607.4	1606.6	1604.0	1599.8	1618.5	1638.9	1655.0	1645.7	1581.9	1476.5	1107.6
50°	1424.7	1423.0	1430.6	1451.9	1497.8	1542.8	1590.4	1634.6	1630.4	1563.2	1182.4
52.5°	1187.5	1176.5	1185.0	1250.4	1344.8	1445.1	1512.2	1581.9	1655.0	1655.0	1256.4
55°	830.5	839.8	844.9	941.0	1127.2	1299.7	1417.9	1508.0	1645.7	1728.1	1338.0
57.5°	528.7	532.1	547.4	651.1	869.6	1085.5	1294.6	1442.5	1610.8	1789.4	1419.6
60°	356.2	344.3	356.2	415.7	625.6	851.7	1113.6	1360.1	1560.7	1833.6	1509.7
62.5°	251.6	250.8	254.2	289.0	446.3	640.1	886.6	1248.7	1520.7	1836.1	1576.8
65°	203.2	197.2	199.8	219.3	299.2	469.2	650.3	1047.3	1485.0	1791.1	1610.0
67.5°	163.2	160.7	162.4	175.1	224.4	352.8	458.2	796.5	1409.4	1714.5	1591.3
70°	133.5	134.3	135.2	147.9	178.5	266.9	327.3	546.6	1247.9	1627.8	1507.1
72.5°	115.6	115.6	116.5	125.0	149.6	211.7	247.4	355.3	1009.9	1534.3	1352.4
75°	102.0	102.0	102.0	109.7	127.5	170.0	192.1	243.1	725.1	1360.9	1118.7
77.5°	88.4	89.3	89.3	96.1	109.7	132.6	147.9	168.3	462.4	1051.5	846.6
80°	68.0	68.0	68.9	76.5	93.5	103.7	108.8	119.0	243.1	660.5	537.2
82.5°	47.6	48.5	48.5	49.3	62.9	63.8	58.7	59.5	88.4	219.3	204.0
85°	5.1	6.0	6.8	6.8	11.1	13.6	14.5	13.6	14.5	25.5	25.5
87.5°	0.0	0.0	0.0	0.0	0.9	1.7	1.7	2.6	2.6	2.6	2.6
90°	0.0	0.0	0.0	0.0	0.0	0.0	0.0	0.0	0.0	0.0	0.0



REPORT NUMBER: P868410

CATALOG NUMBER: EMM2-HTN-SA1A-722-U-T2R-HSS

CANDELA DISTRIBUTION (continued):

	90°	95°	105°	115°	125°	135°	145°	155°	165°	175°	180°
0°	377.4	377.4	377.4	377.4	377.4	377.4	377.4	377.4	377.4	377.4	377.4
2.5°	376.6	370.6	357.9	346.8	336.6	328.1	322.2	314.5	308.6	308.6	312.0
5°	379.1	365.5	339.2	314.5	295.0	276.3	259.3	248.2	239.7	234.6	234.6
7.5°	382.5	362.1	322.2	284.8	254.2	224.4	198.1	185.3	172.6	168.3	169.2
10°	389.3	360.4	306.9	258.4	212.5	175.1	149.6	136.0	129.2	125.8	125.8
12.5°	397.0	360.4	290.7	228.7	175.1	136.9	121.6	111.4	108.0	106.3	104.6
15°	407.2	362.1	277.1	197.2	142.8	115.6	104.6	98.6	95.2	93.5	93.5
17.5°	419.1	363.8	262.7	171.7	121.6	102.0	93.5	89.3	85.9	84.2	84.2
20°	434.4	368.1	248.2	148.8	106.3	93.5	85.9	81.6	78.2	77.4	76.5
22.5°	453.1	374.9	233.8	130.1	96.1	85.0	78.2	74.8	72.3	70.6	70.6
25°	475.2	383.4	222.7	116.5	88.4	79.1	73.1	68.9	66.3	65.5	65.5
27.5°	505.8	397.8	211.7	106.3	82.5	73.1	67.2	63.8	61.2	60.4	59.5
30°	534.7	415.7	206.6	103.7	78.2	68.0	63.8	59.5	57.0	56.1	55.3
32.5°	572.1	436.1	203.2	103.7	76.5	64.6	59.5	56.1	53.6	52.7	51.9
35°	612.0	459.9	203.2	107.1	77.4	62.1	56.1	52.7	50.2	48.5	48.5
37.5°	655.4	483.7	204.9	112.2	79.9	60.4	52.7	49.3	46.8	45.9	45.9
40°	701.3	516.0	208.3	116.5	82.5	59.5	49.3	46.8	44.2	42.5	42.5
42.5°	743.8	541.5	214.2	121.6	84.2	58.7	46.8	44.2	41.7	40.8	40.8
45°	793.1	569.5	219.3	125.0	84.2	56.1	44.2	41.7	40.0	39.1	38.3
47.5°	832.2	592.5	221.9	126.7	82.5	53.6	41.7	40.0	38.3	36.6	37.4
50°	879.8	617.1	226.1	127.5	79.1	50.2	40.0	37.4	35.7	34.9	34.9
52.5°	925.7	641.8	229.5	125.8	74.8	45.9	37.4	35.7	34.0	32.3	32.3
55°	980.1	669.0	234.6	123.3	68.0	41.7	34.9	33.2	30.6	29.8	28.9
57.5°	1042.2	704.7	238.9	118.2	59.5	37.4	33.2	30.6	27.2	25.5	25.5
60°	1099.1	745.5	242.3	105.4	51.9	34.9	30.6	28.1	24.7	23.8	23.8
62.5°	1160.3	788.0	242.3	83.3	44.2	31.5	28.9	26.4	23.0	22.1	22.1
65°	1202.8	826.2	234.6	62.1	37.4	29.8	28.1	24.7	21.3	20.4	20.4
67.5°	1214.7	850.0	213.4	44.2	32.3	28.1	26.4	23.0	20.4	18.7	18.7
70°	1176.5	831.3	174.3	34.0	28.1	25.5	23.8	21.3	18.7	17.9	17.9
72.5°	1066.8	759.9	130.1	28.9	24.7	23.8	22.1	19.6	17.9	17.0	17.0
75°	893.4	631.6	91.8	25.5	23.0	21.3	19.6	17.9	16.2	16.2	16.2
77.5°	676.6	456.5	57.0	23.0	19.6	19.6	17.9	16.2	15.3	14.5	14.5
80°	436.9	288.2	32.3	16.2	13.6	14.5	12.8	11.1	11.1	10.2	10.2
82.5°	185.3	113.9	17.0	9.4	6.8	6.0	4.3	4.3	3.4	3.4	3.4
85°	18.7	6.8	3.4	2.6	2.6	1.7	1.7	1.7	1.7	0.9	0.9
87.5°	2.6	2.6	2.6	1.7	1.7	1.7	0.9	0.9	0.9	0.9	0.9
90°	0.0	0.0	0.0	0.0	0.0	0.0	0.0	0.0	0.0	0.0	0.0

LM-79-2019: Approved Method: Electrical and Photometric Measurements of Solid-
State Lighting Products

Report Prepared for

Cooper Lighting Solutions

Streetworks

Report Number: SP1-2407-157-2

Test Date: 08/07/2024

Luminaire Tested: MEM2-HTN-SA-40-722-U-5WQ-2

Data in this report applies to families of products including MEM2-HTN-SA-40-722-U-5WQ-2

Test Information

Test Method: LM-79-2019
 Report Number: SP1-2407-157-2
 Test Lab: COOPER LIGHTING SOLUTIONS
 Photometer: SP1 - 76IN SPHERE
 Measurement Geometry: 4π
 Issue Date: 08/20/2024
 Manufacturer: COOPER LIGHTING SOLUTIONS
 Product Line: Streetworks
 Catalog Number: **MEM2-HTN-SA-40-722-U-5WQ-2**
 Description: Epic Modern Light Square 40W 5WQ Optic and Flare Trim

Spectral Parameters

CCT (K): 2253
 CIE u': 0.2868
 CIE v': 0.5332
 Duv: -0.0014
 CIE x: 0.4974
 CIE y: 0.4110
 CIE z: 0.0915
 Peak Wavelength (nm): 603
 Dominant Wavelength (nm): 587
 Purity: 72.69432
 Rf: 76.9
 Rg: 92.7

CRI (Ra): 70.6
 R1: 68.4
 R2: 88.7
 R3: 85.4
 R4: 63.5
 R5: 69.0
 R6: 88.9
 R7: 68.5
 R8: 32.0
 R9: -36.0
 R10: 78.2
 R11: 61.0
 R12: 74.2
 R13: 72.8
 R14: 92.2
 R15: 58.0



Test Conditions

Stabilization Time: 29M
 Operation Time: 1H 29M
 Sphere Temperature (°C): 24.1

REPORT NUMBER: SP1-2407-157-2

Measurement and Test Equipment			
Instrument	Identification Number	Calibration Date	Calibration Due Date
Photometer	IN0058	6/18/2024	12/18/2024
Power Meter	INXT2011004	2/8/2024	2/8/2025
AC Power Source	IN0063	10/24/2023	10/24/2024
DC Power Source	IN0208	10/24/2023	10/24/2024
Sphere Thermometer	IN0085	10/24/2023	10/24/2024
Room Thermometer	IN0046	10/24/2023	10/24/2024

REPORT NUMBER: SP1-2407-157-2

CIE 1931 Chromaticity Diagram



CIE 1931 Chromaticity Diagram with 2017 ANSI 7-Step and 4-Step Quadrangles



Point lies inside the ANSI 2200K 4-step quadrangle

REPORT NUMBER: SP1-2407-157-2

Photopic Flux vs. Wavelength



Photopic Lumens: NR

λ (nm)	Power W [^] /nm	Lumens (ϕ /nm)	λ (nm)	Power W [^] /nm	Lumens (ϕ /nm)	λ (nm)	Power W [^] /nm	Lumens (ϕ /nm)	λ (nm)	Power W [^] /nm	Lumens (ϕ /nm)	λ (nm)	Power W [^] /nm	Lumens (ϕ /nm)
360	0	NR	490	117	NR	620	896	NR	750	20	NR	880	0	NR
365	0	NR	495	137	NR	625	838	NR	755	17	NR	885	0	NR
370	0	NR	500	160	NR	630	774	NR	760	14	NR	890	0	NR
375	0	NR	505	183	NR	635	704	NR	765	12	NR	895	0	NR
380	0	NR	510	202	NR	640	635	NR	770	10	NR	900	0	NR
385	0	NR	515	219	NR	645	565	NR	775	9	NR	905	0	NR
390	0	NR	520	235	NR	650	501	NR	780	7	NR	910	0	NR
395	0	NR	525	249	NR	655	440	NR	785	6	NR	915	0	NR
400	0	NR	530	263	NR	660	383	NR	790	5	NR	920	0	NR
405	0	NR	535	281	NR	665	332	NR	795	5	NR	925	0	NR
410	1	NR	540	302	NR	670	286	NR	800	4	NR	930	0	NR
415	3	NR	545	331	NR	675	245	NR	805	3	NR	935	0	NR
420	6	NR	550	366	NR	680	210	NR	810	3	NR	940	0	NR
425	12	NR	555	411	NR	685	178	NR	815	3	NR	945	0	NR
430	21	NR	560	469	NR	690	152	NR	820	2	NR	950	0	NR
435	38	NR	565	536	NR	695	129	NR	825	2	NR	955	0	NR
440	66	NR	570	614	NR	700	109	NR	830	2	NR	960	0	NR
445	122	NR	575	701	NR	705	92	NR	835	1	NR	965	0	NR
450	215	NR	580	785	NR	710	77	NR	840	1	NR	970	0	NR
455	236	NR	585	863	NR	715	66	NR	845	1	NR	975	0	NR
460	170	NR	590	928	NR	720	55	NR	850	1	NR	980	0	NR
465	148	NR	595	971	NR	725	47	NR	855	1	NR	985	0	NR
470	132	NR	600	994	NR	730	40	NR	860	1	NR	990	0	NR
475	104	NR	605	996	NR	735	33	NR	865	1	NR	995	0	NR
480	97	NR	610	979	NR	740	28	NR	870	1	NR	1000	0	NR
485	105	NR	615	943	NR	745	24	NR	875	0	NR			

REPORT NUMBER: SP1-2407-157-2

Scotopic Flux vs. Wavelength



Scotopic Lumens: NR

S/P: 0.96

λ (nm)	Power W [^] /nm	Lumens (φ/nm)	λ (nm)	Power W [^] /nm	Lumens (φ/nm)	λ (nm)	Power W [^] /nm	Lumens (φ/nm)	λ (nm)	Power W [^] /nm	Lumens (φ/nm)	λ (nm)	Power W [^] /nm	Lumens (φ/nm)
360	0	NR	490	117	NR	620	896	NR	750	20	NR	880	0	NR
365	0	NR	495	137	NR	625	838	NR	755	17	NR	885	0	NR
370	0	NR	500	160	NR	630	774	NR	760	14	NR	890	0	NR
375	0	NR	505	183	NR	635	704	NR	765	12	NR	895	0	NR
380	0	NR	510	202	NR	640	635	NR	770	10	NR	900	0	NR
385	0	NR	515	219	NR	645	565	NR	775	9	NR	905	0	NR
390	0	NR	520	235	NR	650	501	NR	780	7	NR	910	0	NR
395	0	NR	525	249	NR	655	440	NR	785	6	NR	915	0	NR
400	0	NR	530	263	NR	660	383	NR	790	5	NR	920	0	NR
405	0	NR	535	281	NR	665	332	NR	795	5	NR	925	0	NR
410	1	NR	540	302	NR	670	286	NR	800	4	NR	930	0	NR
415	3	NR	545	331	NR	675	245	NR	805	3	NR	935	0	NR
420	6	NR	550	366	NR	680	210	NR	810	3	NR	940	0	NR
425	12	NR	555	411	NR	685	178	NR	815	3	NR	945	0	NR
430	21	NR	560	469	NR	690	152	NR	820	2	NR	950	0	NR
435	38	NR	565	536	NR	695	129	NR	825	2	NR	955	0	NR
440	66	NR	570	614	NR	700	109	NR	830	2	NR	960	0	NR
445	122	NR	575	701	NR	705	92	NR	835	1	NR	965	0	NR
450	215	NR	580	785	NR	710	77	NR	840	1	NR	970	0	NR
455	236	NR	585	863	NR	715	66	NR	845	1	NR	975	0	NR
460	170	NR	590	928	NR	720	55	NR	850	1	NR	980	0	NR
465	148	NR	595	971	NR	725	47	NR	855	1	NR	985	0	NR
470	132	NR	600	994	NR	730	40	NR	860	1	NR	990	0	NR
475	104	NR	605	996	NR	735	33	NR	865	1	NR	995	0	NR
480	97	NR	610	979	NR	740	28	NR	870	1	NR	1000	0	NR
485	105	NR	615	943	NR	745	24	NR	875	0	NR			

REPORT NUMBER: SP1-2407-157-2

Melanopic Flux vs. Wavelength



Melanopic Lumens: NR

M/P: 1.71

λ (nm)	Power W [^] /nm	Lumens (φ/nm)	λ (nm)	Power W [^] /nm	Lumens (φ/nm)	λ (nm)	Power W [^] /nm	Lumens (φ/nm)	λ (nm)	Power W [^] /nm	Lumens (φ/nm)	λ (nm)	Power W [^] /nm	Lumens (φ/nm)
360	0	NR	490	117	NR	620	896	NR	750	20	NR	880	0	NR
365	0	NR	495	137	NR	625	838	NR	755	17	NR	885	0	NR
370	0	NR	500	160	NR	630	774	NR	760	14	NR	890	0	NR
375	0	NR	505	183	NR	635	704	NR	765	12	NR	895	0	NR
380	0	NR	510	202	NR	640	635	NR	770	10	NR	900	0	NR
385	0	NR	515	219	NR	645	565	NR	775	9	NR	905	0	NR
390	0	NR	520	235	NR	650	501	NR	780	7	NR	910	0	NR
395	0	NR	525	249	NR	655	440	NR	785	6	NR	915	0	NR
400	0	NR	530	263	NR	660	383	NR	790	5	NR	920	0	NR
405	0	NR	535	281	NR	665	332	NR	795	5	NR	925	0	NR
410	1	NR	540	302	NR	670	286	NR	800	4	NR	930	0	NR
415	3	NR	545	331	NR	675	245	NR	805	3	NR	935	0	NR
420	6	NR	550	366	NR	680	210	NR	810	3	NR	940	0	NR
425	12	NR	555	411	NR	685	178	NR	815	3	NR	945	0	NR
430	21	NR	560	469	NR	690	152	NR	820	2	NR	950	0	NR
435	38	NR	565	536	NR	695	129	NR	825	2	NR	955	0	NR
440	66	NR	570	614	NR	700	109	NR	830	2	NR	960	0	NR
445	122	NR	575	701	NR	705	92	NR	835	1	NR	965	0	NR
450	215	NR	580	785	NR	710	77	NR	840	1	NR	970	0	NR
455	236	NR	585	863	NR	715	66	NR	845	1	NR	975	0	NR
460	170	NR	590	928	NR	720	55	NR	850	1	NR	980	0	NR
465	148	NR	595	971	NR	725	47	NR	855	1	NR	985	0	NR
470	132	NR	600	994	NR	730	40	NR	860	1	NR	990	0	NR
475	104	NR	605	996	NR	735	33	NR	865	1	NR	995	0	NR
480	97	NR	610	979	NR	740	28	NR	870	1	NR	1000	0	NR
485	105	NR	615	943	NR	745	24	NR	875	0	NR			

Summary

$R_f = 76.9$
 $R_g = 92.7$
 CIE $R_a = 70.6$
 $R_9 = -36.0$



Color Vector Graphics

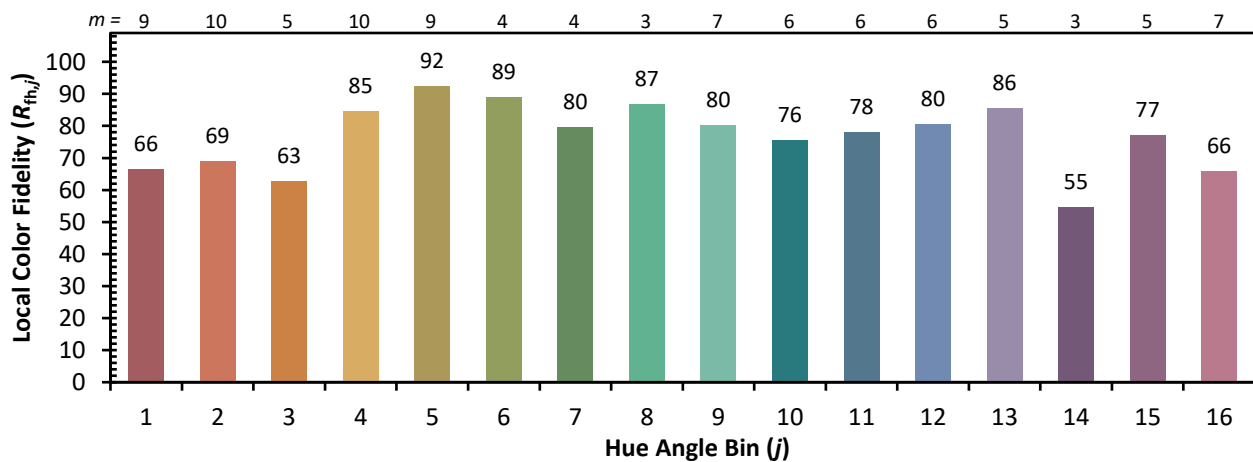
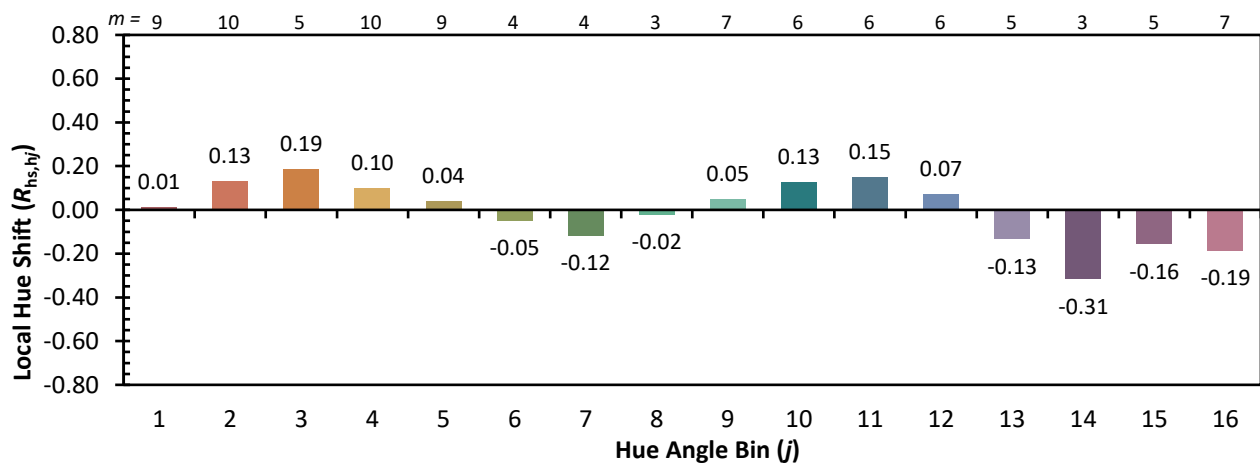
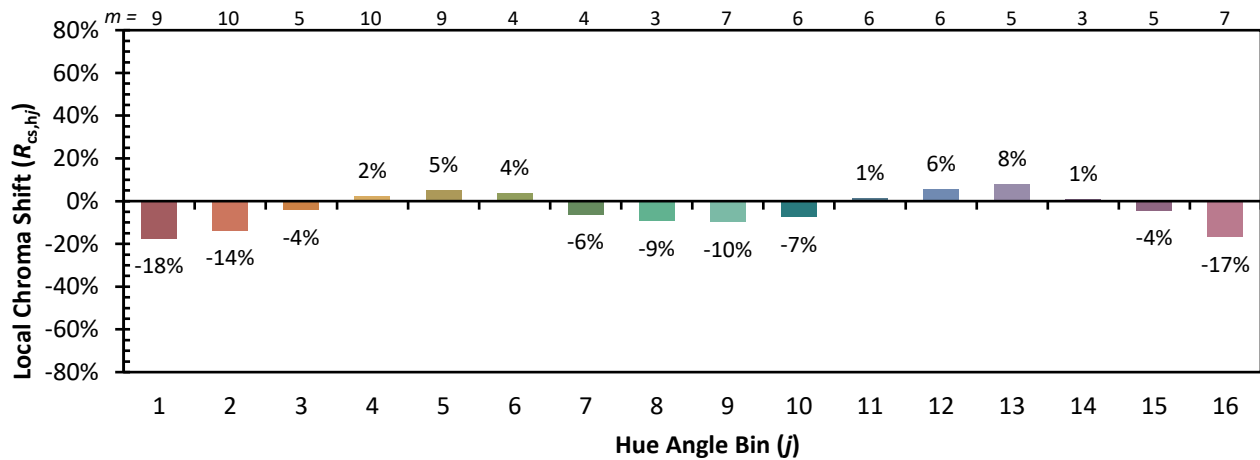


Individual Sample Fidelity Index ($R_{f,i}$)

CES01 = 87	CES26 = 76	CES51 = 88	CES76 = 78
CES02 = 65	CES27 = 94	CES52 = 85	CES77 = 75
CES03 = 32	CES28 = 93	CES53 = 80	CES78 = 79
CES04 = 72	CES29 = 81	CES54 = 86	CES79 = 82
CES05 = 51	CES30 = 91	CES55 = 83	CES80 = 81
CES06 = 52	CES31 = 83	CES56 = 77	CES81 = 51
CES07 = 44	CES32 = 75	CES57 = 75	CES82 = 92
CES08 = 42	CES33 = 88	CES58 = 76	CES83 = 88
CES09 = 29	CES34 = 88	CES59 = 84	CES84 = 90
CES10 = 79	CES35 = 94	CES60 = 91	CES85 = 65
CES11 = 62	CES36 = 90	CES61 = 82	CES86 = 48
CES12 = 68	CES37 = 97	CES62 = 91	CES87 = 76
CES13 = 45	CES38 = 98	CES63 = 86	CES88 = 78
CES14 = 75	CES39 = 97	CES64 = 70	CES89 = 61
CES15 = 72	CES40 = 94	CES65 = 71	CES90 = 80
CES16 = 48	CES41 = 95	CES66 = 71	CES91 = 80
CES17 = 51	CES42 = 89	CES67 = 70	CES92 = 51
CES18 = 57	CES43 = 80	CES68 = 74	CES93 = 68
CES19 = 74	CES44 = 99	CES69 = 84	CES94 = 44
CES20 = 68	CES45 = 83	CES70 = 72	CES95 = 66
CES21 = 88	CES46 = 81	CES71 = 75	CES96 = 75
CES22 = 81	CES47 = 88	CES72 = 89	CES97 = 76
CES23 = 92	CES48 = 73	CES73 = 68	CES98 = 72
CES24 = 92	CES49 = 82	CES74 = 85	CES99 = 63
CES25 = 73	CES50 = 87	CES75 = 80	



Color Rendition by Hue-Angle Bin



Measure Comparisons



(END OF REPORT)